



Master in Neuroimmunology

User's manual



Master in Neuroimmunology

Master's programme

Part I: Multiple sclerosis. Natural history, pathogeny and diagnostics

1.1. Definition, epidemiology, genetics and natural history

Professor: Víctor M. Rivera

17 FEBRUARY - 16 MARCH 2025

1.2. Pathology and pathogenesis

Professor: Simon Hametner

17 MARCH - 13 APRIL 2025

1.3. Clinical features and diagnostics

Professors: Mar Tintoré, Alex Rovira, Ángela Vidal and Estíbaliz Sáez

14 APRIL - 11 MAY 2025

Part II: Treatment

2.1. MS and symptomatic treatment

Professors: Jordi Río and Joaquín Castilló

12 MAY - 8 JUNE 2025

2.2. Outlook on the future

Professors: Xavier Montalbán and Jaume Sastre Garriga

9 JUNE - 6 JULY 2025



Master in Neuroimmunology

Master's programme (II)

Part III: Neuromuscular disorders

3.1. Inflammatory neuropathies

Professor: Ralf Gold

7 JULY - 3 AUGUST 2025

BREAK 4 - 24 AUGUST 2025

3.2. Neuromuscular junction disorders

Professors: Angela Vincent and Erdem Tüzün

25 AUGUST - 21 SEPTEMBER 2025

3.3. Inflammatory muscular disorders

Professors: Josep María Grau and Sergio Prieto

22 SEPTEMBER - 19 OCTOBER 2025



Master in Neuroimmunology

Master's programme (III)

Part IV: Other neuroimmunological disorders

4.1. Neurological manifestations of autoimmune systemic disorders

Professors: Ricard Cervera and Gerard Espinosa

20 OCTOBER - 16 NOVEMBER 2025

4.2. Miscellanea

Professors: Teresa Corona and José Flores

17 NOVEMBER - 14 DECEMBER 2025

Part V: Final course assignment

OCTOBER - JANUARY 2026

Assignment deadline: JANUARY 31st 2026

Professor: Manuel Comabella



Master in Neuroimmunology

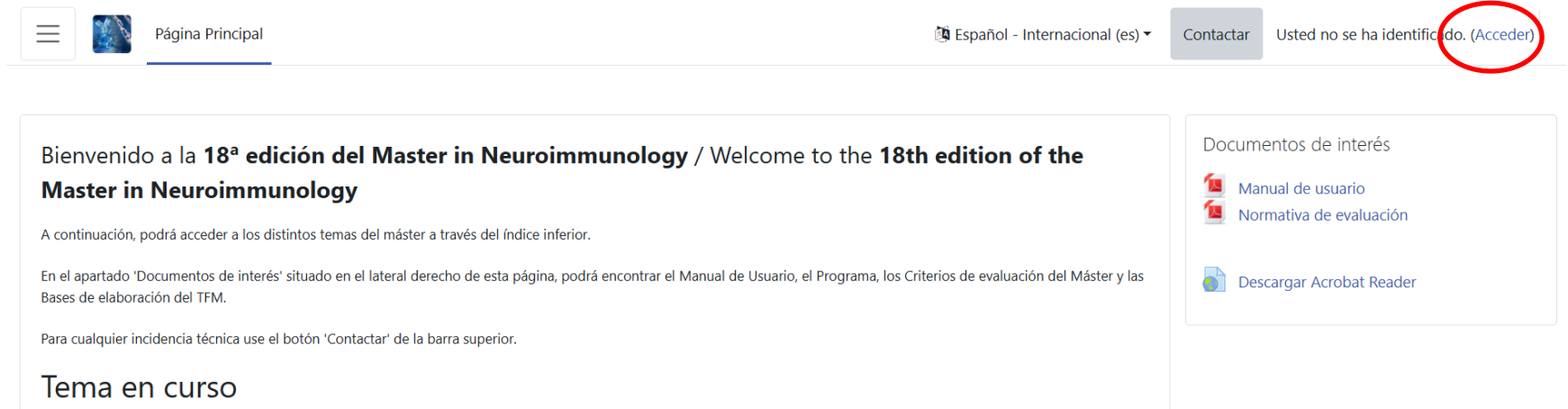
Evaluation of each unit:


60% test score


40% degree and quality of participation in the open discussion
(participation in the discussions will be assessed exclusively by the professor of the unit).

How to access to the course

In this area you can choose the language of the website.



☰  [Página Principal](#)

 Español - Internacional (es) ▾ [Contactar](#) [Usted no se ha identificado. \(Acceder\)](#)

Bienvenido a la 18ª edición del Master in Neuroimmunology / Welcome to the 18th edition of the Master in Neuroimmunology




A continuación, podrá acceder a los distintos temas del máster a través del índice inferior.

En el apartado 'Documentos de interés' situado en el lateral derecho de esta página, podrá encontrar el Manual de Usuario, el Programa, los Criterios de evaluación del Máster y las Bases de elaboración del TFM.

Para cualquier incidencia técnica use el botón 'Contactar' de la barra superior.

Tema en curso


Documentos de interés

-  [Manual de usuario](#)
-  [Normativa de evaluación](#)
-  [Descargar Acrobat Reader](#)




1. Open your Internet browser and enter the web address where the course is located:
<https://mni18.ineurocampus.com/>.
2. At the top right of the screen, click on 'Login' and enter the username and password you have been given.

Home site

You can edit your profile, add your information, CV, photo. In this same area you can choose the language in which the platform will be displayed (not the content of the topics) and change your password to enter to the course.

☰  [Página Principal](#) [Mis temas](#) [Administración del sitio](#)

🏠 Página Principal

-  [Calendario](#)
-  [Banco de contenido](#)
-  [Administración del sitio](#)

Bienvenido a la **18ª edición del Master in Neuroimmunology** / Welcome to the **18th edition of the Master in Neuroimmunology**





A continuación, podrá acceder a los distintos temas del máster a través del índice inferior.

En el apartado 'Documentos de interés' situado en el lateral derecho de esta página, podrá encontrar el Manual de Usuario, el Programa, los Criterios de evaluación del Máster y las Bases de elaboración del TFM.

Para cualquier incidencia técnica use el botón 'Contactar' de la barra superior.

Tema en curso

Perfil

-  [Cambiar Contraseña](#)
-  [Idioma](#)
-  [Cerrar sesión](#)
-  [Cambiar rol a...](#)

You will also find:

- The unit you are currently studying.
- The programme of the course.
- The topics in blue are those that are active at the moment. Click on one of them to display it.

On the main page, you will find the user's manual with the course syllabus and how the course will be assessed.

Browse the unit

In this area you can look at the list of participants of the course and grades (they only appear if you are in an active unit).

The screenshot shows a web interface for a course unit. On the left is a sidebar with a menu icon, a logo, and navigation links: 'Página Principal', 'Mis temas', '1.1.', 'Calificaciones', 'Definición, epidemiología, genética e historia natural / Definitions, epidemiology, genetics and natural history (English)', 'Página Principal', 'Calendario', 'Banco de contenido', and 'Administración del sitio'. The main content area has a breadcrumb trail: 'Índice y acceso a temas / Bloque I: Esclerosis múltiple / Multiple sclerosis / 1.1.'. Below this is the unit title '1.1. Definición, epidemiología, genética e historia natural / Definitions, epidemiology, genetics and natural history (English)'. Under the title are two tabs: 'Tema' and 'Participantes', with the latter circled in red. An arrow points from the text box above to this tab. The 'Participantes' tab content shows a welcome message and communication channels. On the right is a vertical sidebar with a 'Contactar' button, a user profile 'GM', and a 'Modo de edición' toggle. Below these is a table of contents for the unit, listing sections from 'Welcome letter' to 'Self-assessment'.

In each unit, you will find the study material and in addition:

- Printable version.
- Self-assessment.
- Teacher consultation.
- Discussion forum.

Once inside the unit, you can navigate through each of its sections using the index in the side menu or the one in the central area.

Browse by topic: glossary

As you read through the topic, you will find words highlighted in blue. These are part of the glossary: clicking on each one, it will open a window with the meaning of the word in the topic.

1.1.

Calificaciones

Definición, epidemiología, genética e historia natural / Definitions, epidemiology, genetics and natural history (English)

Página Principal

Calendario

Banco de contenido

Administración del sitio

Página Principal Mis temas

Contactor GM Modo de edición

Índice y acceso a temas / Bloque I: Esclerosis múltiple / Multiple sclerosis / 1.1. / 2. Genetics and epidemiology

PÁGINA

2. Genetics and epidemiology

Página Configuración Más

2. Genetics and epidemiology

2.1. Genetic dissemination

prevalence

Number of people affected by a disease in a specific area, region, or country, at the time of study (number/100,000 individuals in the population).

OK

Scandinavia, with and trading with S are in Iceland, the United States,

Poser suggested that MS was the outcome of subsequent propagation to the rest of other populations. This hypothesis is supported by the fact that MS is found in Scandinavia, the British Isles, and the United States, Canada, Australia, and New Zealand.

This possible origin of the disease becomes even more tenuous if the high frequency of MS among the Mestizo populations and African descendents in the Americas is considered. The necessary participation of European genetics well explains the transformation of people supposedly MS-naïve (or at least expected to be) into susceptible cohorts. If indeed this theory is accurate, then, from a founding mutation that occurred over 1,000 years ago, subsequent genetic dissemination has converted MS into a universal disease.

▼ Definición, epidemiología, gen...

Welcome letter

1. Definitions

2. Genetics and epidemiology

3. Geographic distribution

4. Natural history

5. Conclusions

6. Bibliography

7. Glossary

8. Tables

9. Figures

Versión para imprimir / Printer fri...

Consulta al profesor / Ask the pro...

Foro de debate / Debate area

Autoevaluación / Self-assessment...

The full glossary of topics can be found in the table of contents at the side.

Browse by topic: figures

1.1.

Calificaciones

Definición, epidemiología, genética e historia natural / Definitions, epidemiology, genetics and natural history (English)

Página Principal

Calendario

Banco de contenido

Administración del sitio

Índice y acceso a temas / Bloque I: Esclerosis múltiple / Multiple sclerosis / 1.1. / 3. Geographic distribution

PÁGINA

3. Geographic distribution

Página Configuración

Figure 01

3. Geographic di

The Multiple Sclerosis Inter published electronically the Although higher frequency more epidemiological studie This is the case, as noted ab is becoming a challenging ascribed to several factors, the advent of MRI, modern American Committee for Tre in the development of MS st MS prevalences have notab even within the same bord

World prevalence of multiple sclerosis (from the Multiple Sclerosis International Federation, 2020).

OK

h Organization, has S in a 'World Atlas.' dient is changing as considered to be low. egional variations MS n America has been roved detection with e played by the Latin as been fundamental his part of the world. l disease frequencies he prevalence in the Monterrey area has been reported as 30/100,000, in Chihuahua as 12/100,000 (both northern states neighboring with United States, 26-32° N), while in the area of Mexico City (19° N) is 10/100,000. While methodological differences may play a role, it is possible to ascribe these zonal differences within the same

Contar

GM

Definición, epidemiología, gen...

Welcome letter

1. Definitions
2. Genetics and epidemiology
3. Geographic distribution
4. Natural history
5. Conclusions
6. Bibliography
7. Glossary
8. Tables
9. Figures

Verión para imprimir / Printer fri...

Consulta al profesor / Ask the pro...

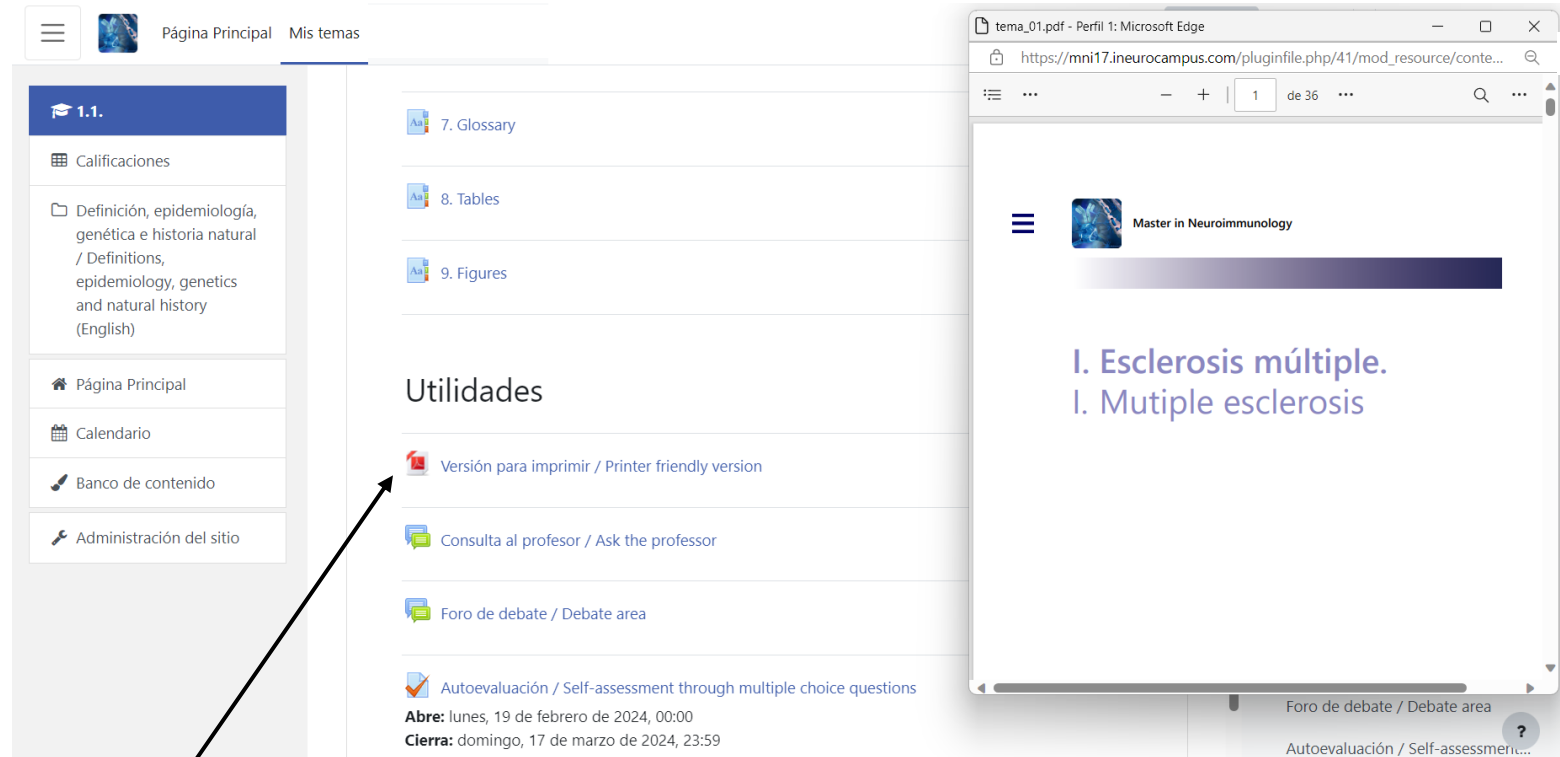
Foro de debate / Debate area

Autoevaluación / Self-assessmer...

As with the glossary, you will find in the text references to figures and tables marked in blue. By clicking on each of them, you will access a window with the figure cited. You can keep this window open while you continue reading the text, so that you can refer to it when necessary.

You can also look at all the figures of the unit in the link available in the menu bar.

Utilities: Printable version



You can access the topic in PDF format by the link 'Print version'.

Utilities: Teacher consultation

You will be able to make ONE query to the teacher of the unit during the 4 weeks of activation. You can collect several queries in a single submission. The questions are private and can only be seen by the student and the teacher of the unit.

You will be notified of the teacher's answer to your query via an automatic email.

Mis temas / Tema 1 / Consulta al profesor

FORO

Consulta al profesor

Envíe sus consultas al profesor de este tema desde aquí. Recibirá una notificación a su dirección de correo electrónico cuando éstas sean respondidas.

Este espacio está reservado para consultas sobre temas científicos de cada tema.


Cada alumno puede hacer una única consulta por tema (agrupe sus dudas en una única consulta). El profesor no tiene la obligación de responderle si la consulta se hace fuera de los quince días de activación del tema.

[Añadir una nueva pregunta](#)

Asunto

Mensaje

[Enviar al foro](#) [Cancelar](#) [Avanzada](#)

En este formulario hay campos obligatorios 

(Aún no hay preguntas en este foro)

You will be notified of the teacher's answer to your query via an automatic email.

Utilities: Discussion forum

Mis temas / Tema 1 / Foro de debate



Participation in the discussions opened by the teacher will be assessed and will represent 40% of the qualification of the unit.

Buscar en los foros

Foro de debate

El foro de debate ofrece la posibilidad de plantear temas de interés relacionados con este tema a profesores y alumnos, y responder a las cuestiones planteadas por otros participantes del master.

Añadir un nuevo tema de debate

Introduzca un nuevo tema de debate aquí.

Debate

Comenzado por

Último mensaje ↓

Rélicas

☆ Foro de prueba

Alumno Alumno
17 dic 2021

Alumno Alumno
17 dic 2021

0



Mis temas / Tema 1 / Foro de debate / Foro de prueba



Buscar en los foros

Foro de debate
Foro de prueba

Configuraciones

Mostrar respuestas anidadas

Foro de prueba
de Alumno Alumno - viernes, 17 de diciembre de 2021, 12:56

Foro de prueba

Enlace permanente Editar Borrar Responder

Responda a un debate ya iniciado.

Utilities: Self-assessment

Índice y acceso a temas / Bloque I: Esclerosis múltiple / Multiple sclerosis / 1.1. / Autoevaluación / Self-assessment through multiple choice questions



CUESTIONARIO

Autoevaluación / Self-assessment through multiple choice questions

Cuestionario Configuración Excepciones de usuario Excepciones de grupo Editar cuestionario Más ▾

Autoevaluación /

Abre: lunes, 19 de febrero de 2024, 00:00

Cierra: domingo, 17 de marzo de 2024, 23:59

En este apartado, podrá comprobar sus conocimientos sobre este tema.

La autoevaluación de cada tema permanecerá abierta durante el mes de activación del tema. Pasado ese tiempo

El alumno debe tener en cuenta antes de realizar el test de cada tema que sólo contará con una oportunidad p

La autoevaluación contará como un 60% de la nota del tema.

Activation and closure's dates of the self-assessment of the unit.

This section will test your degree of learning of the current subject.

Self-assessment for each subject will stay open throughout the natural month during which the said subject is being imparted. After such period the test will no longer be accessible.

Please note that once you have started taking the test for each subject you will only have 30 minutes to complete it and just one single chance.

Self-assessment counts toward 60 percent of the overall course grade.

Please answer the questionnaire here.

Intentos permitidos: 1

Límite de tiempo: 30 minutos

Existen anulaciones de configuración (Usuarios: 3)

Previsualizar el cuestionario ahora

Informar de una incidencia técnica

The self-assessment of each unit will take the form of a 10-question multiple-choice quiz.

You will be able to answer the quiz during the activation time of the unit, only once, and you will have 30 minutes to do so.

Evidenze*Campus*

UAB
Universitat Autònoma
de Barcelona

FEM Fundació
Esclerosi
Múltiple

Cemcat 
Centro de Esclerosis Múltiple de Catalunya

 **iNeuroCampus®**

Evidenze